



# Brown Sheep Company, Inc.

## Frivolous Fair Isle Cowl

Pattern

FREE

Designed Exclusively for Brown Sheep Company by Lorna Miser

**SIZE:** One Size

**FINISHED MEASUREMENTS:**

Approximately 32" around x 8" long

**MATERIALS:**

Brown Sheep Serendipity Tweed 1 skein ST95 Crocus (A) and 1 skein ST18 Soft Meadow (B),

**NEEDLES:**

Size 8 (5mm) circular needles 24-29"



**GAUGE:** 20 sts and 24 rows = 4" on #8 needles in stockinette stitch

**NOTIONS:**

Tapestry needle  
Stitch marker

**NOTES:**

Keep yarns loose across the back, catching long floats after 4 sts. Leave both yarns attached throughout cowl.

**PATTERN:**

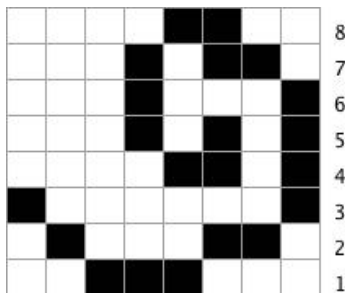
Corrugated Ribbing

\*P2A, K2B; rep from \* around


**Waves Chart**

**Hearts Chart**

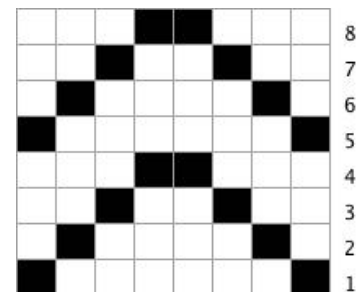
**Zig Zags Chart**



Waves Chart  
8 sts x 8 rnds



Hearts Chart  
8 sts x 6 rnds



Zig Zags Chart  
8 sts x 8 rnds



Brown Sheep Company, Inc.

## Frivolous Fair Isle Cowl

Pattern

FREE

Designed Exclusively for Brown Sheep Company by Lorna Miser

### **COWL**

Using A, cast on 160 sts. Join in the round being careful not to twist stitches. Place marker for beg of round.

Rnds 1-5: \*Repeat Corrugated Ribbing

Rnd 6: Using A, knit.

Rnd 7: Using A, purl.

Rnd 8: Using B, knit.

Rnd 9: Using B, purl.

Rnds 10-17: Follow Wave Chart.

Rnd 18: Using B, knit

Rnd 19: Using B, purl

Rnd 20: Using A, knit.

Rnd 21: Using A, purl.

Rnd 22: Using A, knit.

Rnds 23-28: Follow Hearts Chart.

Rnd 29: Using A, knit.

Rnd 30: Using A, purl.

Rnd 31: Using B, knit.

Rnd 32: Using B, purl.

Rnds 33-40: Follow Zig Zags Chart

Rnd 41: Using B, knit.

Rnd 42: Using B, purl.

Rnd 43: Using A, knit.

Rnd 44: Using A, purl.

Rnd 45: \*K2A, K2B; rep from \* around.

Rnds 46-50: Repeat Corrugated Ribbing.

Rnd 51: Using A, knit.

Using A, bind off.

### **FINISHING:**

Weave in ends. Block.