



Brown Sheep Company, Inc.
Diamond Ice Icelandic Sweater—Child

Pattern
FREE

Designed Exclusively for Brown Sheep Company by Nadia Severns

SIZES

Child: 2(4,6,8)

FINISHED CHEST MEASUREMENTS

27½ (30¾, 32½, 34¼)ö

MATERIALS

Brown Sheep Company Lanaloft Bulky 200 gr sk.

- ❖ 3 (3,4,4) sk LL30 Southern Breeze (MC);
2 sk LL24 Coastal Mist (col B); 1 sk LL49 Subtle Spice
(col C); 1 sk LL777 Autumn Run (col D); 1 sk LL33
Manor Grey (col E)
- ❖ One eachö 29ö, 16ö circular and dpn size 10 ½ **or size
needed to obtain gauge**
- ❖ One eachö 24ö, 16ö circular and dpn size 8
- ❖ Stitch holders
- ❖ Stitch markers

GAUGE

14 sts and 18 rounds = 4ö with larger needles and Fair Isle
pattern. Be sure to make gauge in the rnd.

BODY

With smaller 24ö needle and col B, CO 86(98,100,108) sts. Mark for beg of round. Join, being careful not to twist sts. Work k1p1 rib for 6 rnds. Change to larger 29ö (or 24ö) needle, inc 10(10,12,12) sts evenly spaced across rndö 96(108,112,120) sts. Join MC and work chart A. Work even in Stst with MC, inc 2 sts evenly spaced in next rnd for **SIZE 6 ONLY**, until body measures 12½(13,14,14½)ö from beg or desired length to underarm, ending last rnd 3(3,3,3) sts before marker. Place next 6(6,6,6) sts on holder. Place body on holder.

SLEEVES


With smaller dpn and col B, CO 24(24,24,28) sts. Mark for beg of rnd. Join, being careful not to twist sts. Work k1p1 rib for 6 rnds. Change to larger dpn and Stst. Work even 1 rnd. Join MC and work chart A, inc 1 st each side of marker on 6th charted round. Work in MC, inc 1 st each side of marker every 4th rnd 6(8,9,10) times. Then every 6th rnd 2(2,2,2) timesö 42(46,48,50) sts. Work even until sleeve measures 11(12½,13½,14½)ö from beg, ending last rnd 3(3,3,3) sts before marker. Place next 6(6,6,6) sts on holdö 36(40,42,44) sts. Make 2nd sleeve to match first but do not cut yarn.

YOKE

With longest larger circular needle, k the 36(40,42,44) sts of left sleeve, k the 42(48,51,54) sts of front, place the next 6(6,6,6) sts on hold for underarm, k the sts from right sleeve, k the sts from backö 156(176,186,196)



Brown Sheep Company, Inc. • 100662 County Road 16 • Mitchell, NE 69357
800-826-9136 • FAX 308-635-2143 • www.brownsheep.com



Brown Sheep Company, Inc.

Diamond Ice Icelandic Sweater—Child

Pattern
FREE

Designed Exclusively for Brown Sheep Company by Nadia Severns

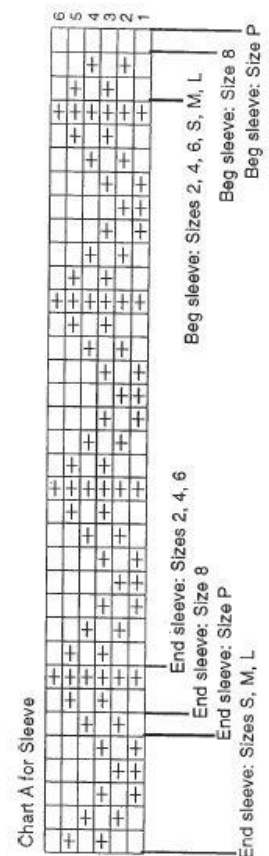
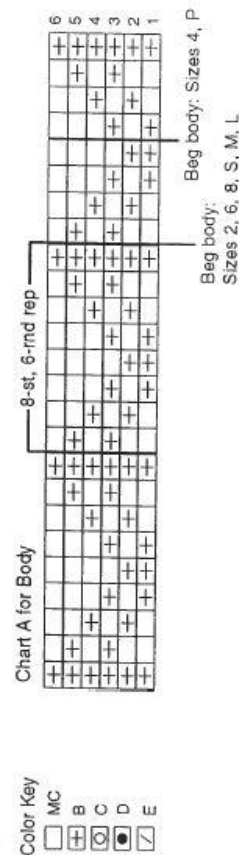
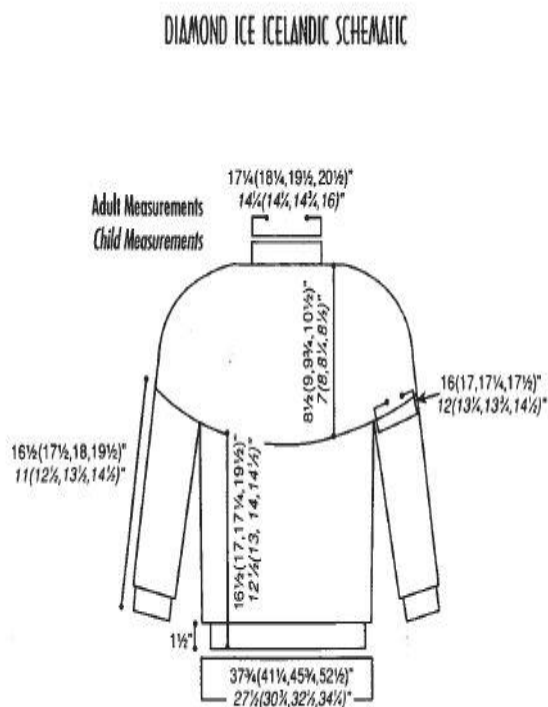
sts. Mark for beg of rnd. K2(2,2,3) rnds, inc 2 sts evenly spaced on **SIZE 8 ONLY**. **Beg Yoke Patterning:** Work chart B, changing colors, dec, and working rnds as indicated in the chart 30(34,35,35) patt rnds, 52(58,62,66) sts.


NECKBAND

Change to smaller 16ö needles and MC, dec 2 (8,10,10) sts evenly spaced around 50(50,52,56) sts. Work 4(5,5,5) rnds in k1p1 rib. P 1 rnd. Change to col B and work 4(5,5,5) rnds in k1p1 rib, leaving long tail for sewing neckband.

FINISHING

Graft underarm sts. Fold neckband to inside along purl row and sew in place.






Brown Sheep Company, Inc.

Diamond Ice Icelandic Sweater—Child

Pattern

FREE

Designed Exclusively for Brown Sheep Company by Nadia Severns



Abbreviations: ASTô at same time; BCô back cross; BOô bind off; Begô begin; Betô between; Chô chain; Circô circular; Cnô cable needle; COô cast on; Decô decrease; Dpnô double pointed needles; EORô every other row; Estô establish(ed); FCô front cross; Incô increase; k2P2 RIBô knit2, purl 2 ribbing; K2togô knit 2 together; Lhô left hand; Mô marker; MCô main color; Pattô pattern; PMô place marker; Pssô pass slip stitch over; Remô remain(ing); Rhô right hand; RSô right side; Scô single crochet; Sl mô slip marker; Slô slip; St(s)ô stitch(es); Ststô stockinette stitch; Sskô slip, slip, knit; WSô wrong side; Ybô yarn in back; Yfô yarn in front; Yoô yarn over.