



Brown Sheep Company, Inc.

Diamond Ice Icelandic Sweater—Adult

Pattern
FREE

Designed Exclusively for Brown Sheep Company by Nadia Severns

SIZES

Adult: P[S,M,L]

FINISHED CHEST MEASUREMENTS

37¾ [41¼, 45¾, 52½]”

MATERIALS

Brown Sheep Company Lanaloft Bulky 200 gr sk.

- ❖ 5 [6,6,7) sk LL30 Southern Breeze (MC);
2 sk LL24 Coastal Mist (col B); 1 sk LL49 Subtle Spice
(col C); 2 sk LL777 Autumn Run (col D); 1 sk LL33
Manor Grey (col E)
- ❖ One each—29”, 16” circular and dpn size 10 ½ or size
needed to obtain gauge
- ❖ One each—24”, 16” circular and dpn size 8
- ❖ Stitch holders
- ❖ Stitch markers

GAUGE

14 sts and 18 rounds = 4” with larger needles and Fair Isle pattern. Be sure to make gauge in the rnd.

BODY

With smaller 24” needle and col B, CO 120[130,144,166] sts. Mark for beg of round. Join, being careful not to twist sts. Work k1p1 rib for 6 rnds. Change to larger 29” (or 24”) needle, inc 12[14,16,18] sts evenly spaced across rnd—132[144,160,184] sts. Join MC and work chart A. Work even in Stst with MC, until body measures 16½ [17,17¼, 17½]” from beg or desired length to underarm, ending last rnd 5(6,6,6) sts before marker. Place next 10[12,12,12] sts on holder. Place body on holder.

SLEEVES

With smaller dpn and col B, CO 30[32,32,32] sts. Mark for beg of rnd. Join, being careful not to twist sts. Work k1p1 rib for 6 rnds. Change to larger dpn and Stst. Work even 1 rnd. Join MC and work chart A, inc 1 st each side of marker on 6th charted round. Work in MC, inc 1 st each side of marker every 4th rnd 7[7,8,9] times. Then every 6th rnd 5[6,6,6] times—56[60,62,64] sts. Work even until sleeve measures 16½ [17½,18,19½]” from beg, ending last rnd 5[6,6,6] sts before marker. Place next 10[12,12,12] sts on hold—46[48,50,52] sts. Make 2nd sleeve to match first but do not cut yarn.

YOKE

With longest larger circular needle, k the 46[48,50,52] sts of left sleeve, k the 56[60,68,80] sts of front, place the next 10[12,12,12] sts on hold for underarm, k the sts from right sleeve, k the sts from back—





Brown Sheep Company, Inc.

Diamond Ice Icelandic Sweater—Adult

Pattern
FREE

Designed Exclusively for Brown Sheep Company by Nadia Severns

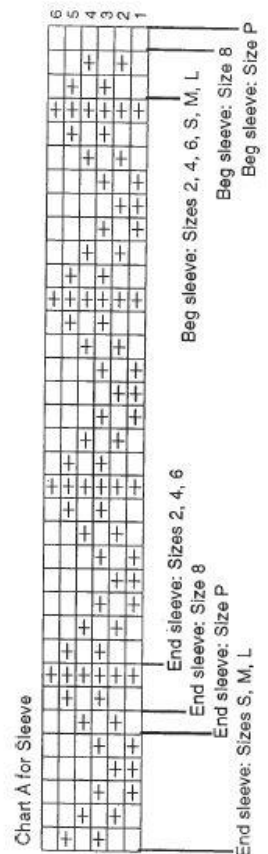
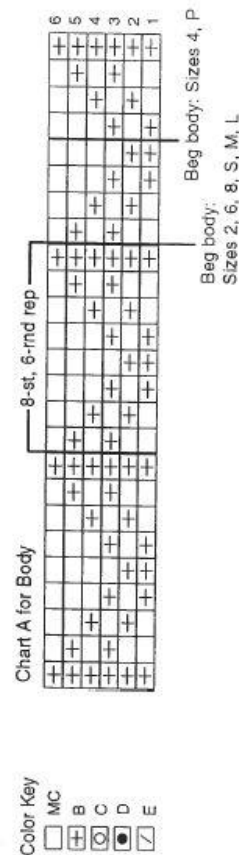
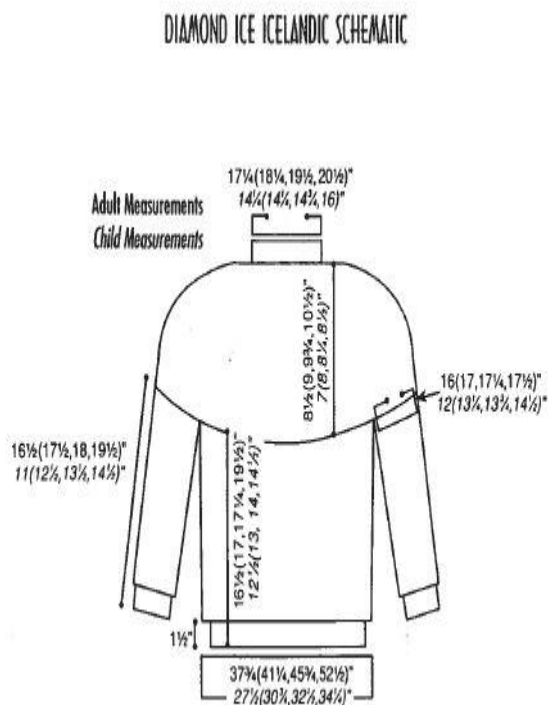
204[216,236,264] sts. Mark for beg of rnd. K 2[3,3,4] rnds, dec 2 sts evenly spaced on **SIZE MEDIUM ONLY**.
Beg Yoke Patterning: Work chart B, changing colors, dec, and working rnds as indicated in the chart—
 37[38,41,42] patt rnds, 68[72,78,88] sts.

NECKBAND

Change to smaller 16” needles and MC, dec 8[8,10,16] sts evenly spaced around—60[64,68,72] sts. Work 6[6,6,6] rnds in k1p1 rib. P 1 rnd. Change to col B and work 6[6,6,6] rnds in k1p1 rib, leaving long tail for sewing neckband.

FINISHING

Graft underarm sts. Fold neckband to inside along purl row and sew in place.






Brown Sheep Company, Inc.

Diamond Ice Icelandic Sweater—Adult

Pattern
FREE

Designed Exclusively for Brown Sheep Company by Nadia Severns



Abbreviations: **AST**—at same time; **BC**—back cross; **BO**—bind off; **Beg**—begin; **Bet**—between; **Ch**—chain; **Circ**—circular; **Cn**—cable needle; **CO**—cast on; **Dec**—decrease; **Dpn**—double pointed needles; **EOR**—every other row; **Est**—establish(ed); **FC**—front cross; **Inc**—increase; **k2P2 RIB**—knit2, purl 2 ribbing; **K2tog**—knit 2 together; **Lh**—left hand; **M**—marker; **MC**—main color; **Patt**—pattern; **PM**—place marker; **Pss**—pass slip stitch over; **Rem**—remain(ing); **Rh**—right hand; **RS**—right side; **Sc**—single crochet; **Sl m**—slip marker; **Sl**—slip; **St(s)**—stitch(es); **Stst**—stockinette stitch; **Ssk**—slip, slip, knit; **WS**—wrong side; **Yb**—yarn in back; **Yf**—yarn in front; **Yo**—yarn over.